



FOR
YOUR
NEXT
BIG
TROPHY



BEST SELLER
MIGHTY BUCK FEEDER



2019 BLINDS & FEEDERS CATALOG



-Mark & Wendy Bogart



VISIT: WWW.WATERSOUTDOORS.COM



**OUR QUALITY OF MATERIALS, WORKMANSHIP, AND SERVICE ALLOWS US TO GUARANTEE OUR BLINDS 100% FOR CUSTOMER SATISFACTION.
IF EXPECTATIONS ARE NOT MET WE WILL REPAIR, REPLACE, OR REFUND AT NO EXPENSE TO THE CUSTOMER. 10-YEAR WARRANTY ON NON-PEELING, NON-FADING CAMO METAL.
OUR GUARANTEE!**

A LETTER FROM MARK BOGART



It's been fifteen years since designing our first deer blind.

Whether you're a seasoned traditionally skilled hunter, or you're just seeking out locally-sourced wild game meat to go with your craft beer you understand that hunting, this experience that predates evolution, has itself evolved.

With several utility patents and 15 years of experience under our belt, it is no secret we love building quality blinds and feeders made of the highest quality material here in the U.S.

We believe in progress and are happy to announce our new brand of products coming this new year. Along with a new website, subscription-based system, and our new YOUTUBE Channel, where you will find set-up instructional videos, customer stories, testimonials and more.

Thank you to all our dealers, customers and friends for your support and love for the game.

A handwritten signature in white ink, appearing to read "Mark Bogart".

Mark Bogart
"FOR YOUR NEXT BIG TROPHY."



LITTLE BUCK

4' TOWER AND 8' TOWER AVAILABLE

There's nothing quite like Looking through the scope of your rifle in the safety and comfort of an MBRK Blind. Built for Hunting, THE LITTLE BUCK is an all-metal, steel tubing structure, carpeted from floor to ceiling to cushion both weather and sound. Standing at 4x5 with a 6 foot ceiling, its our most portable option equipped with exterior window and door shades.

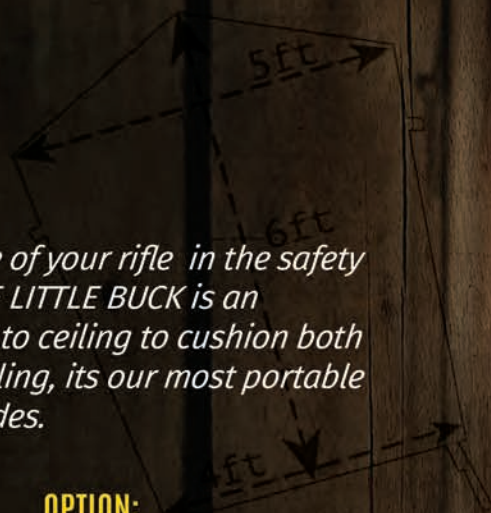
**OPTION:
WINDOW IN DOOR**



**OPTION:
BOW WINDOW**



**LITTLE BUCK
4X5 WITH A
8' TOWER**



4'X5'

6' CLEARANCE

5' WIDTH

4' WIDTH

24"X60" DOOR

FLOOR TO CEILING

STEEL STRUCTURE



SCOUT BLIND

SLIDES IN THE BACK OF YOUR TRUCK

How about a blind you can slide into the back of your truck for that Load-and-Go, quick set-up, low profile option. The Scout blind is fully carpeted and stands at 4x6 with a 5' ceiling so you can come and go with ease.

5' CLEARANCE/LOW PROFILE



4'X6'

LOAD AND GO, QUICK SET UP!

SKIDS

- Composite Shelves
- Slides in Back of Truck
- Steel Tubing Structure
- All Carpet Inside

4'X6'



- Insect & Rodent Proof
- 26 Gauge Metal Exterior
- Square Tube Steel Structure
- Carpeted Floor, Wall & Ceiling

12" TIRE & WHEELS

SCOUT TRAILER

FOR OFF ROAD USE ONLY

- Torsion Axle
- Stabilizing Jacks
- Gun Windows ONLY





8' TOWER

EXTERIOR
WINDOW &
DOOR SHADES

THE ORIGINAL 8 SIDED BLIND!

5'X6' WITH 8' TOWER
BEST SELLER



ACCOMODATES 1-2 PEOPLE

SIZES: 4'X6' • 5'X6' • 6'X6'

TOWER HEIGHTS: 5' • 8' • 12'

Blinds shown with gun windows.

ECONOMY

HUNTING BLINDS



4'X6'



5'X6'



6'X6'

*Combo windows available for 5x6
& 6x6 ONLY at Additional Charge*

- 6' Wall Height
- Steel Tubing Structure
- Door Chain & Door Lock
- Carpet Floors, Walls & Ceilings
- Exterior Window & Door Shades



5' TOWER



5'X6' WITH 5' TOWER



COMPOSITE SHELVES



**EXTERIOR WINDOW &
DOOR SHADES**

NO BLIND SPOT!

15'

TOWER HEIGHTS

10'

5'

BEST SELLER

6'X10' ON A 10FT TOWER



SIZES: 6'X6' • 6'X8' • 6'X10'
TOWER HEIGHTS: 5' • 10' • 15'

INSULATED

HUNTING BLINDS

NEW DESIGN FOR
CEILING AND ROOF



2" INSULATION



6'X6'



6'X8'



6'X10'

**6X8 WITH COMBO WINDOWS
ON A 10FT TOWER**

- New Roofing Structure & Ceiling
- Square Tube Welded Structure
- 7' Ceiling Height
- 26 Gauge Metal Exterior
- Camo Carpet Floor
- 28" x 70" Storm Door

OPTION:

- WINDOW GUN REST PADS
- LARGER GUN WINDOW
- 20" LARGE SHELF
- SOLAR KIT
- CURTAINS



Wood Trim Molding



*2' Wide EZ-Climb
Stairs with Handrails*



*Heavy Gauge Tubing
Legs & Bracing*

3/8 Yellow Pine Stained, Sealed & Cleared Wood Interior



8X8 INSULATED

ROOM ENOUGH FOR FAMILY OF 6




Whether hunting is a family event or a weekend away with friends, the 8x8 Insulated Family Size Blind is built to fit.

The 8x8 blind fits a family and is equipped with 7 windows to insure no blind spots and all the quality you and yours have come to expect from an MB Ranch King Blind.



ACCOMODATES 6 ADULTS





FAMILY SIZE BLIND
7 WINDOWS, NO BLIND SPOT!

8'X8' COMBO WINDOWS 10' TOWER

ECONOMY

5X6 TRAILER BLIND



FULL CARPETED INTERIOR

- **2" Trailer Hitch**
- **Torsion Axle**
- **Square Tube Steel Structure**
- **12' Tire & Wheels**
- **FOR OFF ROAD USE ONLY**

Combo windows additional charge.

STABILIZING JACKS



6' WALL HEIGHT



INSULATED 6X8 TRAILER BLIND

- 2" Bulldog Hitch & Safety Chains
- 2" Square Tube Steel Structure
- Carpeted Floor & Shelves
- Gun, Bow or Combo Windows
- 15" Wheels & 5-Sply Tires
- 26 Gauge Metal Exterior
- Stabilizing Jacks & Toolbox
- 3/8 Yellow Pine, Stained & Sealed & Clear Wood Interior
- 6' Wall Height



DOT
APPROVED

RV ELECTRICAL PLUG

OPTION:
HANDICAP RAMP
AC/HEAT

ECONOMY ELEVATED TRAILER BLIND

SIZES: 4'X6' & 5'X6'
OFF ROAD USE ONLY

- 7' Eyelevel Blind
- 3 Stabilizing Jacks
- 2" Trailer Ball
- Torsion Axle (Smooth Ride)
- Designed For Rough Roads
- Diamond Plate Steel Floor
- 12" Wheels & Tires
- ATV Friendly
- Side Entry With Ladder
- Carpet Walls, Floors & Ceilings
- 6' Wall Heights

4'X6'

(GUN WINDOWS ONLY)



SHOWN:

5X6 ECONOMY TRAILER BLIND
WITH COMBO WINDOWS



6'X8'

**DOT
APPROVED**



WINDOW COVERS FOR TRAVEL



NEW TRAILER DESIGN



6'X6'

INSULATED ELEVATED TRAILER BLIND

SIZES: 6'X6' • 6'X8' • 6'X10'

6'X8' COMBO WINDOWS

Hunting that elusive game doesn't always insure the best conditions. The Insulated Elevated Trailer Blind delivers a perfect 360 degree view and an 8 foot eye-level so you are in control and ready for anything.

Efficient mobility for scouting ease.



6'X10'

**EZ-CLIMB STAIRS
WITH HANDRAIL**



- Bow or Combo Windows
- Torsion Axle (Smooth Ride)
- Designed For Rough Ranch Roads
- Diamond Plate Steel Floor



STABILIZING JACKS



**15" WHEEL WITH 5PLY TIRES
8' EYELEVEL, SETS 3' OFF OF TRAILER**

Our quality of materials, workmanship, and service allows us to guarantee our blinds 100% for customer satisfaction. If expectations are not met we will repair, replace, or refund at no expense to the customer. 10-year warranty on non-peeling, non-fading camo metal.

Blind can be removed from trailer & used as stationary blind & add 5', 10' or 15' stand!



**TRAILER CAN HAUL
ADDITIONAL 500 LBS**

CUSTOM PRODUCTS

DO YOU HAVE A UNIQUE HUNTING BLIND IDEA? OR CUSTOM TRAILER THAT WILL MAKE YOUR HUNTING EXPERIENCE OUT OF THIS WORLD?

LET US HELP YOU WITH THAT, CALL US TODAY!

800-763-7320

N-GROUND BLIND

- 6' x 6' & 6' x 8' Insulated
- 40" Aluminum Base (In Ground)
- 38" Above Ground
- 7 Bow Windows @ Ground Level
- 28"x30" Door
- 2" Steel Tubing Structure

ALUMINUM BASE, NO ROT!
SNAKE PROOF



At Ranch King Blinds we understand that passionate hunters understand quality in their products. Because you just can't beat authentic steel, craftsmanship, design and patent technology that are what makes MB Ranch King Blinds leaders in the industry. Proudly made in the U.S.A

FOR YOUR NEXT BIG TROPHY!

DOVE CREEK, CO
SET UP



35' TOWER



MAKING YOUR
DREAMS A REALITY.

- Any Size
- Width & Height
- Extra Shelves
- Wood Blinds
- Gun Rest Pads & Curtains
- Bow, Gun or Combo Windows
- Solar Kit or Electric Generator
- Anchor Kit
- Camo Carpet
- Ceiling Fan
- Tinted Windows
- TV & DVD
- Leather Chairs
- Caged Door
- A/C or Heater



CUSTOM TRAILERS

ACCOMMODATOR

SIZE OPTIONS:
10' X 10' TO 14' X 14'

10' X 14' WITH 20' STAND

**BEST WAY TO ACCOMMODATE
YOUR FRIENDS AND FAMILY!**



CUSTOM BUILT TO YOUR SATISFACTION!

- *Insulated or Non Insulated Windows*
- *Wired for Generator or Electric*
- *Wood Interior - Standard*
- *Foam Insulation - Standard*
- *Complete Steel Structure - Standard*
- *Installed on Concrete Slap or Piers-
Customer's Responsibility to Prepare*
- *Camo Carpet - Standard*
- *Heavy Duty Steel Structure for High Winds - Standard*
- *Stand Heights 5' - 10' - 15' - 20'*



OPTIONS:

- *A/C and Heat, Refrigerator*
- *Wood Blinds*
- *Flat Screen TV*
- *Window Tint*
- *Gunrest Pads*
- *Curtains*



12'x12' WITH
10' TOWER

RANGE BANDIT

INSULATED HOUSE AND TRAILER

6'X8' SHOOTING HOUSE

- *Includes Steps*
- *Economy or Insulated*



6'X10' SHOOTING HOUSE

- *2 - Front & Rear Adjustment Mounts*
- *2- 12" Slider Adjustment*
- *Toolbox & Outrigger Jacks*

CUSTOM 6'X8' OR 6'X10' INSULATED TRAILER

- 2- Front & Rear Adjustment Mounts
- 2-12" Slider Adjustment
- ToolBox & Outrigger Jacks



6'X10' INSULATED RANGE BANDIT TRAILER

COMFORT EQUALS ACCURACY!

1000#




- Available in 600 lbs and 1000 lbs lbs
- Heavy duty steel feeder features **ALL WELDED CONSTRUCTION.**
- No leaking pop rivets or loose screws
- One piece lid
- Easy access door to control unit
- 4 sided Feed Through
- Made with 16 gauge steel
- Includes Battery, Solar Panel, The Timer and The Eliminator

SKID PIPE

MIGHTY BUCK PROTEIN FEEDER




#improvingthegame



MIGHTY BUCK

PROTEIN AND CORN

- Available in 600 lbs & 1000 lbs
- Designed to spread corn evenly
- Hog and Coon Proof
- The Eliminator Spinner Plate and The Timer
- 12 volt solar panel and battery included
- No ladder needed, 52" Fill Height



BATTERY AND TIMER IN HEAVY
STEEL LID WITH SHOCKS

1000#



600#




MIGHTY BUCK CORN FEEDER

MOST POPULAR

MIGHTY MIDGET

CORN AND PROTEIN

NEW EXCLUSIVE DESIGN!



MIGHTY MIDGET CORN FEEDER

- Available in 500# & 1000#
- All Steel Construction
- Patent Eliminator Plate- Coon & Hog Proof
- Designed to not drop feed below the feeder

- 48" Height
- Heavy duty steel frame with skids
- No ladder needed
- Includes Battery, Solar Panel and The Timer, The Eliminator and The Remote





mighty midget TIMED PROTEIN FEEDER

- Available in 700# & 1500#
- All Steel Construction
- Step up Feature Requires no Ladder
- Coon & Hog Proof
- Feed up to 6 Timers per Day
- Includes Battery, Solar Panel and The Timer, The Eliminator and The Remote



OPTIONAL- RAIN GUARD TO PROTECT THE FEED

TEXAS AVENGER

AUTOMATED FISH FEEDER



SOLAR PANEL



MOST POPULAR

BIG MOUTH AVENGER



Available Sizes:

100# and 250#

for standard size fish feed

80# for large cube bass food

"BIG MOUTH AVENGER"

- Solid Steel Construction
- Hinged lid with strut
- No-retained feed funnel system
- Dock or Bank Mount
- 12-volt system with solar panel, remote control and "The Timer" – programmable up to 6 feed times daily

180°
HORIZONTAL ROTATION

TILT
45°



BIG MOUTH



80 LBS

100 LBS

250 LBS

The patent pending leg system allows the feeder to be rotated left and right and to adjust to the incline of a pond's sloped bank. The Texas Avenger holds 100 lbs of fish feed up to 5/16" pellet size and throws food up and away from dock or bank.

With its original design we know you and your fish will love it!

DEDICATED TO YOUR SATISFACTION!



FOR YOUR NEXT BIG TROPHY.

WE ARE DEDICATED TO YOUR SATISFACTION, THAT IS WHY DELIVERY AND SETUP ARE AVAILABLE FOR ALL OF OUR PRODUCTS.

WHATEVER YOUR GAME, YOU CAN BE SURE YOUR MB RANCH KING EXPERIENCE IS ONE OF QUALITY, COMFORT AND CONVENIENCE.

FOR A DEALER NEAR YOU VISIT
www.RANCHKINGBLINDS.COM

1-800-763-7320

